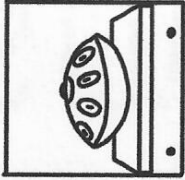


ABOUT THE PAN


It was around 2007 when I discovered HANDPAN. I saw it for the first time in Australia and I immediately fell in love with this instrument. When I came back home, I looked everywhere for one but it was impossible to find! This is the reason why in 2012 I decide to create my own one. I began to study how to built the handpan, I started looking for materials and further information. I decided to name my instruments SHAKTIPAN.

After some attempts in 2013, my instruments were ready and creating a very pleasant sound. I am so glad that this is my job now and I still love it.
I FEEL GRATEFUL FOR THIS GIFT!

PLAY IT AS MUCH AS YOU CAN to keep a good instrument tuning



whenever you are storing it never leave it in its CASE. It is better TO PLACE IT on a SHELF



PLAY IT IN A SHADY PLACE

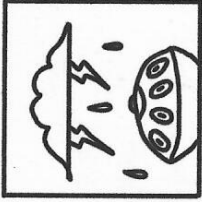



CLEAN IT WITH ALCOOL 90% VOL. and A SOFT CLOTH



PUT OIL on it at least twice a MONTH

NEVER leave it or play it in the SUNLIGHT



NEVER PLAY IT IN THE RAIN

and never play it in WET PLACES



IF YOU GO AROUND ALWAYS REMEMBER TO KEEP IT INTO ITS CASE.

ABOUT SHAKTI

Shakti means "POWER" it is the primordial cosmic energy and it represents the dynamic forces that are thought to move through the entire universe. Shakti is the concept or personification of Divine Feminine Creative Power.



PRODUCT RECCOMENDATION

- Protective Oil
- PHOENIX
 - FROGLUBE


- Protective Bag
- HARD CASE TECHNOLOGIES

whenever you'd need further Infos.

CONTACTS



EASY GUIDE TO TAKE CARE OF YOUR HANDPAN



Shakti Pan
instruments made with passion